

## Electron-Energy Bunching in Laser-Driven Soft Recollisions

Alexander Kästner,<sup>1</sup> Ulf Saalmann,<sup>1,2</sup> and Jan M. Rost<sup>1,2</sup>

<sup>1</sup>Max Planck Institute for the Physics of Complex Systems, Nöthnitzer Straße 38, 01187 Dresden, Germany

<sup>2</sup>Max Planck Advanced Study Group at CFEL, Luruper Chaussee 149, 22761 Hamburg, Germany

(Received 23 May 2011; published 17 January 2012)

We introduce soft recollisions in laser-matter interaction. They are characterized by the electron missing the ion upon recollision in contrast with the well-known head-on collisions responsible for high-harmonic generation or above-threshold ionization. We demonstrate analytically that soft recollisions can cause a bunching of photoelectron energies through which a series of low-energy peaks emerges in the electron yield along the laser polarization axis. This peak sequence is universal, it does not depend on the binding potential, and is found below an excess energy of one tenth of the ponderomotive energy.

DOI: 10.1103/PhysRevLett.108.033201

PACS numbers: 34.80.Qb, 32.80.Fb, 32.80.Rm, 32.80.Wr

Recollision of an electron with its parent ion under a linearly polarized strong laser field has been shown to be the basis of a plethora of phenomena in atoms [1,2], molecules [3], clusters [4], and solids [5]. In principle the recollision process is very simple and a single degree of freedom along the laser polarization axis is sufficient to describe it (often referred to as the three-step model [1]). First, the bound electron is released from an atom due to the strong electric field of a laser. Second, it is accelerated and driven back to the ion. In the third step it either recombines in the atomic potential or is scattered from it. In the former case, high-order harmonics are generated (HHG) due to recombination of the electron [6]. In the latter case, the elastic head-on collision induces the high-energy phenomenon of above-threshold ionization (ATI) with fast electrons emitted [7,8]. The enormous impact of HHG up to recent proposals for imaging of molecular orbitals [3] and the generation of attosecond pulses [9] is not the least due to the simple yet accurate description with the three-step model.

Recently, a surprising strong peak—the “low-energy structure” (LES)—was observed at few eV in the photoelectron spectrum of atoms in strong infrared (a few  $\mu\text{m}$  wavelength) laser pulses [10,11], confirmed numerically with classical calculations [11,12], and discussed in a semiclassical approach [13]. It has eluded observation in previous experiments and theoretical studies [14,15] at 800 nm wavelength. Our analysis of the classical dynamics shows that the LES can be traced back to a low-energy soft-recollision mechanism. It gives rise to a universal series of low-energy peaks in the momentum spectrum of the photoelectrons with well-defined relative positions of  $3/5$ ,  $5/7$ ,  $7/9$ ,  $\dots$  on an absolute energy scale of about one tenth of the ponderomotive energy  $F^2/(4\omega^2)$ , where  $F$  is the amplitude and  $\omega$  the frequency of the laser field. These peaks do not require a special binding potential, e.g., long range, nor do they need more than 1 degree of freedom to appear, and they can be derived classically since they rely essentially on the well-known strong-field trajectories as will become clear later.

We will begin by working out the classical structures which are responsible for the LES [10]; i.e., we consider a Hamiltonian  $H = H_0 + V$  with (throughout the Letter we use atomic units unless stated otherwise)

$$H_0 = \mathbf{p}^2/2 + zF \cos(\omega t), \quad (1a)$$

$$V = -1/(\rho^2 + z^2)^{1/2}, \quad (1b)$$

describing an electron with position  $\mathbf{r} \equiv (\rho, z)$  and momentum  $\mathbf{p} \equiv (p_\rho, p_z)$  using cylindrical coordinates. The electron is exposed to the potential  $V$  and driven by a laser field linearly polarized along  $\hat{z}$ . The probability  $\mathcal{P}$  to measure a photoelectron with momentum  $P_z$ , ejected along the laser polarization axis  $\hat{z}$ , is given as a two-dimensional integral over initial phase-space variables denoted with a prime [16],

$$\mathcal{P}(P_z) = \iint d\phi' dp'_\rho w(\phi', p'_\rho) \delta(P_z - p_z(\phi', p'_\rho)), \quad (2)$$

where  $\phi' \equiv \omega t'$  is the phase of the laser at the time when the electron tunnels and  $p'_\rho$  is the initial momentum perpendicular to the tunneling direction  $\hat{z}$ . The weight  $w(\phi', p'_\rho)$  accounts for the tunnel probability and Jacobian factors. The relevant dynamical object in a classical dynamical theory is the deflection function  $p_z(\phi', p'_\rho)$  which relates final variables to the initial conditions of the trajectory. In our case, the integral (2) adds up all trajectories which start with initial variables  $\phi'$  and  $p'_\rho$  and have at large times far a way from the nucleus the final momentum  $P_z$ . The calculation of the deflection function is based on classical trajectory calculations which are known to reproduce the LES [11,12].

Figure 1 shows  $p_z$  as a function of the initial phase  $\phi'$  (or rather the corresponding vector potential  $A' = A \sin \phi'$  with  $A \equiv F/\omega$ ) and the initial transverse momentum  $p'_\rho$ . One can see that  $p_z$  develops “fingerlike” structures with increasing time. They emerge first in the second laser period and with each period an additional finger appears. These fingers are due to head-on collisions, responsible

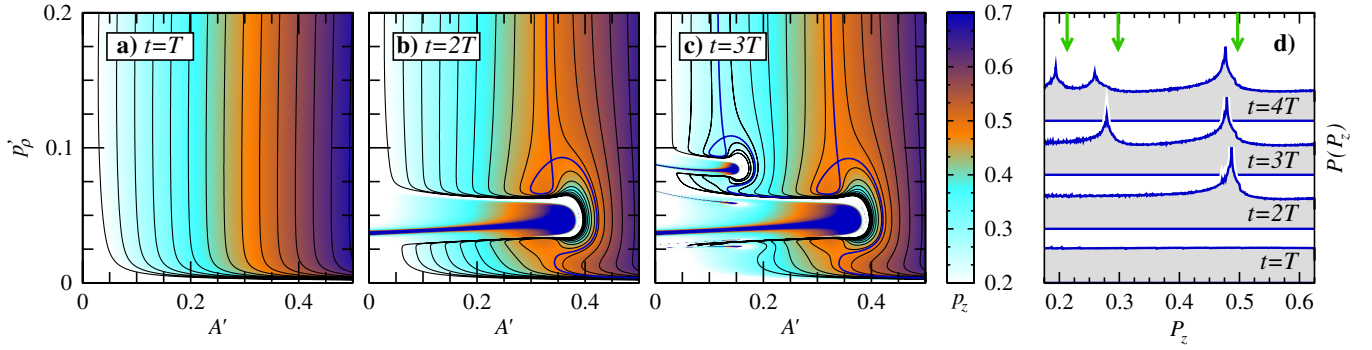


FIG. 1 (color online). The deflection function  $p_z$  for the momentum along the laser axis as a function of the initial vector potential  $A' = A \sin \phi'$  and the initial transversal momentum  $p'_\rho$  shown after (a) one, (b) two, and (c) three laser cycles. Spectra according to Eq. (2) with  $w = 1$  integrated over the initial parameter range of panels (a)–(c) are shown in the right panel (d). The arrows point to the predicted momenta according to Eq. (7). The laser has a wavelength of  $\lambda = 2 \mu\text{m}$  ( $\omega = 0.0228$  a.u.) at an intensity of  $I = 10^{14}$  W/cm $^2$  ( $F = 0.0534$  a.u.).

for the well-known high-energy phenomena such as HHG and ATI. Also, these regions are characterized by chaotic dynamics [17], very sensitive to initial conditions. Responsible for the distinct peaks in  $\mathcal{P}(P_z)$  in Fig. 1(d) at low energies, however, are *not* the fingers, but the crossings of contour lines above the fingers in Figs. 1(b) and 1(c). They represent saddle points in  $p_z(\phi', p'_\rho)$  with

$$\begin{aligned} \partial p_z / \partial \phi' &= 0, & \partial p_z / \partial p'_\rho &= 0, \\ (\partial^2 p_z / \partial \phi'^2)(\partial^2 p_z / \partial p'^2_\rho) &< 0. \end{aligned} \quad (3)$$

Such two-dimensional saddles are known to produce peaks since they represent integrable singularities in the spectrum [18]. With each additional laser period (for the first three we show contour plots and for the first four we show the spectra in Fig. 1) a new peak appears. This establishes that the LES actually consists of a series of peaks converging towards threshold  $P_z = 0$ .

Figure 2(a) illustrates that these peaks are due to an energy-bunching mechanism of neighboring trajectories: The three trajectories shown start at similar but different phases  $\phi'$  with corresponding drift momenta  $A \sin \phi'$ . However, they carry the same momentum after the “soft recollision” with the nucleus in the second laser period at  $\phi^* \approx 3\pi$ . The trajectory shown in Fig. 2(b) [corresponding to the central trajectory of Fig. 2(a)] reveals that it is a soft recollision (marked by [c] in the figure) with the nucleus which leads to the energy bunching: the electron “misses” the nucleus ( $\rho^* > 0$ ) and recollides by virtue of the laser force which turns the electron around at  $z^*$  with  $|z^*| \ll \bar{z} \equiv F/\omega^2$ . Hence, this new type of a recollision is quite different from the elastic reflection off the potential (usually referred to as *backscattering*) with finite momentum  $p_z^*$  as in the head-on collisions in ATI or HHG. Interestingly such *forward-scattering* trajectories, albeit without the critical soft recollision, have been anticipated right after the experimental observation [19]. How do these soft recollisions provide a series of peaks?

With the characteristics of the soft recollision (all related quantities are denoted with a star) as observed

$$z^* \equiv z(\phi^*) \sim 0 \quad \text{and} \quad p_z^* \equiv p_z(\phi^*) = 0, \quad (4)$$

this is easy to see using strong-field trajectories

$$z(\phi) = \bar{z}([\phi' + \phi_V]\phi + \cos\phi - 1), \quad (5a)$$

$$p_z(\phi) = A[\phi' + \phi_V] - A \sin\phi, \quad (5b)$$

where we have linearized the solutions of Hamilton’s equations for  $H_0$  in  $\phi'$  since tunneling occurs near the maximum of the field  $F \cos \phi' \sim F$ , i.e.,  $\phi' \ll 1$ . Moreover,  $\phi_V = \Delta p/A$  accounts for an overall offset  $\Delta p$  of the drift momentum due to the potential. As can be seen in Fig. 2(a) this offset does not dependent on  $\phi'$ .

From  $p_z(\phi^*) = 0$  we get with Eq. (5b) immediately  $\phi^* = m\pi + (-1)^m[\phi' + \phi_V]$ . A little thought reveals that only odd integers  $m = 2n + 1$  yield nontrivial solutions. Requiring that  $z^* = 0$  with the recollision location

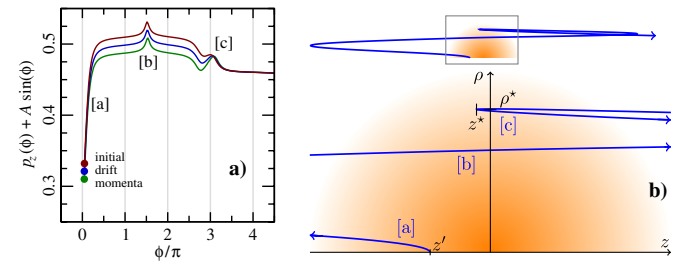


FIG. 2 (color online). Time-dependent drift momentum  $p_z(\phi) + A \sin(\phi)$  for three trajectories (left panel) with different initial drift momenta showing the effect of the Coulomb potential after release [a] and the bunching during the soft recollision [c]. Sketch of the rescattering trajectory (right) in a Coulomb potential (orange-shaded area). Full trajectory (upper panel) and details (lower) of the three interactions events: [a] emission at  $\phi \approx 0$ , [b] effectless passing at  $\phi \approx 3\pi/2$ , and [c] soft recollision at  $\phi \approx 3\pi$ .

$$z(\phi^*) = \tilde{z}[(2n+1)\pi[\phi' + \phi_V] - 2] = 0 \quad (6)$$

gives the initial phases  $\phi'_n$  and in turn the drift momenta  $p_n = A[\phi'_n + \phi_V]$ , cf. Eq. (5b), for the soft recollisions

$$p_n = \frac{F/\omega}{(n+1/2)\pi}. \quad (7)$$

From this equation we expect a series of photoelectron momentum peaks. This is indeed confirmed by the spectra shown in Fig. 1(d), where peaks appear cycle by cycle. How do these peaks emerge?

From our analysis so far, one-dimensional (1D) dynamics with some potential (short or long range) should be sufficient to explain the underlying mechanism. To this end we consider the 1D Hamiltonian  $H = p^2/2 + xF \cos(\omega t) + V_s(x)$ , with position  $x$ , momentum  $p$ , and the range  $s$  of the potential. Starting always at the origin  $x = 0$ , but with different phases  $\phi'$ , the electron is propagated until  $|x| \gg s$  and the drift momentum  $p(\phi) + A \sin(\phi)$  is constant. The deflection function  $p(\phi')$  along with the corresponding photoelectron spectrum

$$\mathcal{P}(P) = \frac{1}{2\pi} \int d\phi' \delta(P - p(\phi')) \quad (8a)$$

$$= \frac{1}{2\pi} \sum_i \left| \frac{dp}{d\phi'} \right|_{p(\phi'_i)=P}^{-1}, \quad (8b)$$

is shown in Fig. 3 for the non-Coulombic Gaussian potential

$$V_s(x) = -\exp(-(x/s)^2)/s. \quad (9)$$

By integrating the force due to the potential  $V_s$  the deflection function can be written in the form

$$p(\phi') = A\phi' + \delta p(\phi'), \quad (10a)$$

$$\delta p(\phi') \equiv -\frac{1}{\omega} \int_{\phi'}^{\infty} d\phi \frac{dV_s}{dx} \Big|_{x=x(\phi)}, \quad (10b)$$

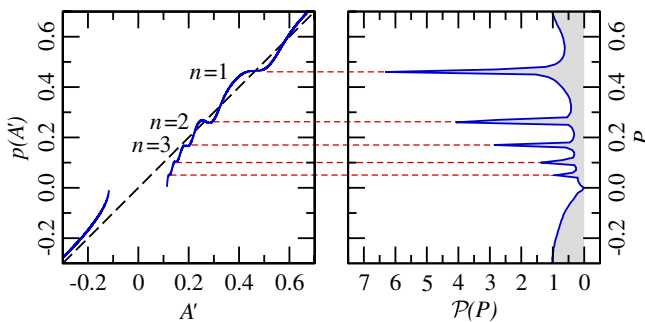


FIG. 3 (color online). Deflection function (left) and corresponding photoelectron spectrum with finite resolution (right) for the Gaussian potential Eq. (9) with  $s = 32$  a.u., laser parameter as in Fig. 1. The missing interval in the deflection function represents initial conditions which lead to trapped or chaotic trajectories. The dashed line corresponds to the strong-field drift momentum  $p(\phi') = A \sin \phi'$ .

where  $A\phi'$  [shown as a dashed line in Fig. 3(a)] represents the contribution from the laser field without the potential. The second term  $\delta p$  represents the impulse from the external potential along the trajectory  $x(\phi)$ , which leads to modulations in  $p(\phi')$ . Whether the modulations are really visible as pronounced peaks in the spectrum depends on the strength of the impulse  $\delta p(\phi')$  in Eq. (10b).

Peaks occur in the first place if  $dp/d\phi' = 0$ , cf. (8b). Physically, this means that the change in the impulse strength  $d\delta p/d\phi'$  must exactly compensate the change in the drift momentum, which is simply  $A$ . A weak impulse leads only to a marginal decrease of the slope of  $p(\phi')$  giving rise to a shallow hump in the spectrum. On the other hand, a strong impulse  $\delta p$  will overcompensate the change of the drift momentum leading to a negative slope for some  $\phi'$  accompanied by two extrema. This is indeed the case in Fig. 3 for the higher recollisions  $n > 1$ . The crossover between weak and strong impulses is determined by  $d^2p/d\phi'^2 = 0$ , which we take as a measure for a potential to produce pronounced peaks. These two conditions allow us to determine the initial phase  $\phi'$  and the strength parameter  $s$  of the potential for producing pronounced peaks through soft collisions as we will show now analytically. To this end we consider the integral, cf. Eq. (10b)

$$\delta p(\phi') = -\frac{1}{\omega} \int_{-\infty}^{+\infty} d\phi \frac{dV_s}{dx} \Big|_{x=x(\phi)} \quad (11a)$$

for a soft-recollision trajectory

$$x(\phi) = x^*(\phi') + \frac{\tilde{x}}{2}(\phi - \phi^*)^2. \quad (11b)$$

It is defined by the quadratic dependence of a strong-field trajectory around the recollision phase  $\phi^*$ . One can extend this behavior to  $\phi \rightarrow \pm\infty$ , since the force in Eq. (11a) vanishes for large  $|\phi|$ . Note that the impulse  $\delta p$  depends through the recollision point  $x^*$  on the initial phase  $\phi'$ .

Fulfilling the condition  $d^2p/d\phi'^2 = 0$  can be cast into the form  $f_2(c^*) = 0$  for the ratio  $c^* \equiv x^*/s$  and the function

$$f_j(c^*) \equiv -\frac{k_j}{\omega} \int_{-\infty}^{+\infty} d\phi \frac{d^{j+1}V_1(x)}{dx^{j+1}} \Big|_{x=c^* + \phi^2/2}, \quad (12a)$$

$$k_j \equiv [(2n+1)\pi]^j \tilde{x}^{j-1/2}/s^{j+3/2}. \quad (12b)$$

This follows directly from Eq. (11) by using the chain rule and an appropriate rescaling of the integration variable. Note that the integral in Eq. (12a) does only depend on the shape of the potential, but not on any specific parameters of the problem  $s$ ,  $F$ , or  $\omega$ . Hence, the value  $c^*$  which solves  $f_2(c^*) = 0$  is a general constant which assumes the value  $c^* = -0.319$  for the Gaussian potential (9). The first condition  $dp/d\phi' = 0$  reads with the definition Eq. (12) simply  $A + f_1(c^*) = 0$  which can be recast into a form that determines  $s$  as a function of the laser parameters  $F$ ,  $\omega$  and the order of the recollision  $n$ ,

$$s = \frac{[2(2n+1)\pi f_1(c^*)]^{2/5}}{(F\omega^2)^{1/5}}. \quad (13)$$

This allows us to determine quantitatively the scale  $s$  and through the relation  $x^*/s = c^*$  also the point of the recollision  $x^*$  at which the deflection function has a zero-slope inflection point. Our quasianalytical determination of the soft-collision parameters  $s$  and  $x^*$  is remarkably accurate as the comparison with the numerical exact values from the soft-colliding trajectory propagated under  $H$  reveals in Table I. There, we also list the corresponding values for the 1D soft-core Coulomb potential

$$V_s(x) = -1/(x^2 + s^2)^{1/2}, \quad (14)$$

for which one obtains  $c^* = -0.264$ .

In fact, the 3D physical case discussed in the beginning can be mapped onto the 1D soft-core potential since  $\rho$  is very slowly varying across the soft collision [see Fig. 2(b)] and can be effectively treated as a parameter; i.e., we take at the soft collision  $\rho^* = s$  in the soft-core potential (14). In order to fulfill the saddle-point conditions (3) we only have to exchange  $d^2p/d\phi^2 = 0$  from our 1D treatment with  $\partial p_z/\partial \rho = 0$ . The latter reads

$$\int_{-\infty}^{+\infty} d\phi \left[ 2 \frac{dV}{dz} + z \frac{d^2V}{dz^2} \right]_{z=C^*+\phi^2/2} = 0, \quad (15)$$

and can be expressed with integrals from Eq. (12) producing an equation only dependent on  $C^* = z^*/\rho^*$ . A similar procedure as described above for the 1D case yields  $C^* = -0.462$  and ultimately

$$\rho^* = 2.90/(F\omega^2)^{1/5} \quad (16)$$

for the first recollision ( $n = 1$ ) in very good agreement with the numerical values, see Table I.

In summary, we have identified a soft-recollision mechanism which induces energy bunching for low-energy photoelectrons along the laser polarization. The bunching occurs since electrons with initially different drift momenta can acquire impulses through soft recollisions which exactly counterbalance the initial differences leading to a series of photoelectron peaks with relative positions  $p_n/p_{n-1} = (2n-1)/(2n+1)$  for  $n > 1$ . This is a universal result which depends neither on the dimensionality of the potential (1 degree of freedom is enough) nor on the character of the potential (short or long range) or the laser intensity and frequency. It does, however, require a quiver amplitude  $\tilde{z}$  much larger than the range of the potential  $s$ . This is necessary to provide well-defined impulses  $\delta p$  by the potential when the mainly laser-driven electron trajectory approaches the potential.

The absolute positions  $p_n$  of the peaks are slightly dependent on the potential and the laser pulse and will also be influenced by focal-volume averaging and the pulse envelope. This applies, in particular, to the higher-order peaks

TABLE I. Soft-recollision parameters (in a.u.) for the Gaussian (9) and the soft-core (14) potential as obtained from Eqs. (13) and (16), respectively. For comparison full numerical results for propagation until  $t = 2$  T and  $t = 3$  T, respectively, are shown in italics for the laser parameters of Fig. 1.

	1D Gaussian		1D soft-core		3D Coulomb	
	$n = 1$	$n = 2$	$n = 1$	$n = 2$	$n = 1$	
$s$	32.7	40.2	24.6	30.2	$\rho^*$	23.6
	<i>31.9</i>	<i>38.4</i>	<i>23.9</i>	<i>29.4</i>		22.2
$-x^*$	10.5	12.8	6.5	8.0	$-z^*$	10.9
	<i>10.2</i>	<i>12.6</i>	<i>6.4</i>	<i>8.1</i>		12.4

very close to threshold, where also additional dynamical effects may mask the soft-recollision peaks. However, since each peak  $p_n$  is generated in a successively later laser period  $n + 1$ , one can in principle control the number of peaks by varying the total number of cycles in the laser pulse [20]. The phenomenon is essentially classical because the potential perturbs the strong-field dynamics only marginally. The latter contains only up to quadratic operators (depending on the length or velocity gauge). Owing to the Ehrenfest theorem the quantum evolution can therefore be described equivalently by classical mechanics.

- [1] P. B. Corkum, *Phys. Rev. Lett.* **71**, 1994 (1993).
- [2] M. Y. Kuchiev, *JETP Lett.* **45**, 404 (1987).
- [3] J. Itatani *et al.*, *Nature (London)* **432**, 867 (2004).
- [4] U. Saalmann and J. M. Rost, *Phys. Rev. Lett.* **100**, 133006 (2008).
- [5] F. Brunel, *Phys. Rev. Lett.* **59**, 52 (1987).
- [6] M. Lewenstein *et al.*, *Phys. Rev. A* **49**, 2117 (1994).
- [7] G. G. Paulus, W. Becker, W. Nicklich, and H. Walther, *J. Phys. B* **27**, L703 (1994).
- [8] D. B. Milosević, G. G. Paulus, D. Bauer, and W. Becker, *J. Phys. B* **39**, R203 (2006).
- [9] F. Krausz and M. Ivanov, *Rev. Mod. Phys.* **81**, 163 (2009).
- [10] C. I. Blaga *et al.*, *Nature Phys.* **5**, 335 (2009).
- [11] W. Quan *et al.*, *Phys. Rev. Lett.* **103**, 093001 (2009).
- [12] C. Liu and K. Z. Hatsagortsyan, *Phys. Rev. Lett.* **105**, 113003 (2010).
- [13] T.-M. Yan, S. V. Popruzhenko, M. J. J. Vrakking, and D. Bauer, *Phys. Rev. Lett.* **105**, 253002 (2010).
- [14] J. Chen and C. H. Nam, *Phys. Rev. A* **66**, 053415 (2002).
- [15] K. I. Dimitriou *et al.*, *Phys. Rev. A* **70**, 061401R (2004).
- [16] J. M. Rost, *Phys. Rep.* **297**, 271 (1998).
- [17] G. van de Sand and J. M. Rost, *Phys. Rev. Lett.* **83**, 524 (1999).
- [18] The situation is similar to the logarithmic singularities of the density of states in a two-dimensional crystal; L. van Hove, *Phys. Rev.* **89**, 1189 (1953).
- [19] F. H. M. Faisal, *Nature Phys.* **5**, 319 (2009).
- [20] A. Kästner, U. Saalmann, and J. M. Rost, [arXiv:1109.3998](https://arxiv.org/abs/1109.3998).